

12-month Enrollment 2024-25

Institution: University of Florida (134130)

User ID: 88G4439

Overview

12-month Enrollment Overview

The 12-month Enrollment survey component collects unduplicated student enrollment counts and instructional activity data for an entire 12-month period. Using the instructional activity data reported, a full-time equivalent (FTE) student enrollment at the undergraduate and graduate level is estimated (4-year institutions only). Institutions with Doctor's - professional practice students will also report the FTE enrollment of those students (4-year institutions only). NCES uses the FTE enrollment to produce indicators such as expenses by function per FTE as reported in the IPEDS Data Feedback Report.

Data Reporting Reminder:

- All institutions must use the July 1 - June 30 reporting period.
- Report data to accurately reflect the time period corresponding with the IPEDS survey component, even if such reporting is seemingly inconsistent with prior-year reporting.

Changes in reporting

The following changes were implemented for the 2024-25 data collection period:

- Added screening question to indicate whether the institution enrolled high school students in college courses for credit during the 12-month reporting period. Note: This screening question originally appeared on the Institutional Characteristics Header component when first added in the 2023–24 data collection. This item was added to the 12-month (E12) component in the 2024–25 data collection to better align the timing of this screening question to the reporting of the enrollment counts. This change was prompted by feedback from the IPEDS Help Desk and IPEDS data reporters that separating the screening question and enrollment count reporting on two different components led to confusion and timing misalignment.
- Revised the Gender Unknown or Another Gender than Provided Categories screen for clarity.
- Removed mention of "non-first-time" on survey screens and instructions when discussing "transfer-in" student enrollment status to clarify the distinction between these two terms. This change was prompted by feedback from the IPEDS data reporters and data users that IPEDS survey materials conflated the concepts of "transfer-in" and "non-first-time," which led to misunderstanding in interpretation. This change will clearly separate these two concepts in the IPEDS survey materials to improve clarity and understanding of these terms.
- Added a new FAQ to better clarify the relationship between "transfer-in" enrollment status on the Fall Enrollment (EF) and 12-month Enrollment (E12) components and the "non-first-time" cohort on the Outcome Measures (OM) component. This change was prompted by feedback from the IPEDS data reporters and data users that the IPEDS survey materials conflated the concepts of "transfer-in" and "non-first-time," which led to misunderstanding in interpretation. This change will clearly separate these two concepts in IPEDS survey materials to improve clarity and understanding of these terms.
- Revised definition for "Transfer-in student" Glossary term to improve clarity. This change was prompted by feedback from the IPEDS data reporters and data users that the current definition for "Transfer-in student" led to misunderstanding in interpretation. This change will clarify this term for greater understanding among the IPEDS audiences.
- Revised definition for "Non-first-time student (undergraduate)" Glossary term to improve clarity. This change was prompted by feedback from the IPEDS data reporters and data users that the current definition for "Non-first-time student (undergraduate)" led to misunderstanding in interpretation. This change will clarify this term for greater understanding among the IPEDS audiences.
- Revised definition for "Continuing/Returning student (undergraduate)" Glossary term to improve clarity. This change was prompted by feedback from the IPEDS data reporters and data users that the current definition for "Continuing/Returning student (undergraduate)" led to misunderstanding in interpretation. This change will clarify this term for greater understanding among the IPEDS audiences.

Resources:

- To download the survey materials for this component: [Survey Materials](#)
- To access your prior year data submission for this component: [Reported Data](#)


If you have questions about completing this survey, please contact the IPEDS Help Desk at 1-877-225-2568.

Institution: University of Florida (134130)

12-month Enrollment Screening Questions

1. Which instructional activity units will you use to report undergraduate instructional activity?

- Undergraduate instructional activity data in Part B may be reported in units of clock hours or credit hours.
 - Please note that any graduate level instructional activity must be reported in credit hours. (4-year institutions only)
- Clock hours
- Credit hours
- Both clock and credit hours (some undergraduate programs measured in clock hours and some measured in credit hours)

 You may use the box below to provide additional context for the data you have reported above. Context notes will be posted on the College Navigator website. Therefore, you should write all context notes using proper grammar (e.g., complete sentences with punctuation) and common language that can be easily understood by students and parents (e.g., spell out acronyms).

2. Did your institution enroll high school students in college courses for credit during the 12-month Enrollment (E12) reporting period of July 1, 2023 - June 30, 2024?

If you answer **Yes** to this question, you will be able to report the unduplicated count of high school students enrolled in college courses for credit on Part C of the 12-month Enrollment (E12) survey component.

- Yes.
- Within a dual enrollment program.
- Outside a dual enrollment program.
- No

Note:

Within a dual enrollment program is defined as within an organized system with special guidelines that allows high school students to take college-level courses. The guidelines might have to do with entrance or eligibility requirements, funding, limits on course taking, etc.

Outside a dual enrollment program is defined as high school students who simply enroll in credit courses through your institution, and are treated as regularly enrolled college students.

Institution: University of Florida (134130)

Part A - Unduplicated Count for Full-time Undergraduate Students

12-month Unduplicated Count by Race/Ethnicity and Gender - **Full-time Undergraduate** Students

July 1, 2023 – June 30, 2024

Reporting Reminders:

- The 12-month unduplicated count must be equal or greater than the corresponding prior year fall enrollment.
- Report Hispanic/Latino individuals of any race as Hispanic/Latino
- Report race for non-Hispanic/Latino individuals only
- Even though Teacher Preparation certificate programs may require a bachelor's degree for admission, they are considered subbaccalaureate undergraduate programs, and students in these programs are undergraduate students.

Men

Students enrolled for <u>credit</u>	Degree/certificate-seeking				Non-degree/ non-certificate-seeking	Total, Full-time undergraduate students
	First-time	Transfer-in	Continuing/ Returning	Total degree/certificate-seeking		
<u>U.S. Nonresident</u>	94	44	269	407	150	557
<u>Hispanic/Latino</u>	575	269	2,441	3,285	25	3,310
<u>American Indian or Alaska Native</u>	1		13	14		14
<u>Asian</u>	479	55	1,268	1,802	8	1,810
<u>Black or African American</u>	111	38	397	546	14	560
<u>Native Hawaiian or Other Pacific Islander</u>			5	5		5
<u>White</u>	1,413	432	5,354	7,199	58	7,257
Two or more races	125	23	539	687	3	690
<u>Race and ethnicity unknown</u>	58	24	190	272	5	277
Total men	2,856	885	10,476	14,217	263	14,480
Total men prior year	2,722	617	10,389	13,728	265	13,993

Women

Students enrolled for <u>credit</u>	Degree/certificate-seeking				Non-degree/ non-certificate-seeking	Total, Full-time undergraduate students
	First-time	Transfer-in	Continuing/ Returning	Total degree/certificate-seeking		
<u>U.S. Nonresident</u>	78	38	180	296	110	406
<u>Hispanic/Latino</u>	942	346	3,239	4,527	81	4,608
<u>American Indian or Alaska Native</u>	1		2	3		3
<u>Asian</u>	525	59	1,508	2,092	23	2,115
<u>Black or African American</u>	272	39	821	1,132	20	1,152
<u>Native Hawaiian or Other Pacific Islander</u>			5	5		5
<u>White</u>	1,873	421	6,716	9,010	170	9,180
Two or more races	196	39	673	908	11	919
<u>Race and ethnicity unknown</u>	46	9	198	253	6	259
Total women	3,933	951	13,342	18,226	421	18,647
Total women prior year	3,875	687	13,624	18,186	405	18,591

Grand total (2023-24)	6,789	1,836	23,818	32,443	684	33,127
Prior year data:						
Grand total (men+women) prior year	6,597	1,304	24,013	31,914	670	32,584
Total Full-time undergraduate enrollment Fall 2023 <i>NOTE: Grand total (2023-24) calculated above is expected to be greater than total Full-time undergraduate enrollment Fall 2023.</i>	6,726	1,283	23,245	31,254	317	31,571

Institution: University of Florida (134130)

Part A - Unduplicated Count for Part-time Undergraduate Students

12-month Unduplicated Count by Race/Ethnicity and Gender - Part-time Undergraduate Students

July 1, 2023 – June 30, 2024

Reporting Reminders:

- The 12-month unduplicated count must be equal or greater than the corresponding prior year fall enrollment.
- Report Hispanic/Latino individuals of any race as Hispanic/Latino
- Report race for non-Hispanic/Latino individuals only
- Even though Teacher Preparation certificate programs may require a bachelor's degree for admission, they are considered subbaccalaureate undergraduate programs, and students in these programs are undergraduate students.

Men

Students enrolled for <u>credit</u>	Degree/certificate-seeking				Non-degree/ non-certificate-seeking	Total, Part-time undergraduate students
	First-time	Transfer-in	Continuing/ Returning	Total degree/certificate-seeking		
<u>U.S. Nonresident</u>	7	2	46	55	15	70
<u>Hispanic/Latino</u>	4	67	530	601	58	659
<u>American Indian or Alaska Native</u>			3	3		3
<u>Asian</u>		36	176	212	29	241
<u>Black or African American</u>	5	8	86	99	13	112
<u>Native Hawaiian or Other Pacific Islander</u>			2	2	2	4
<u>White</u>	10	104	930	1,044	197	1,241
Two or more races	1	4	91	96	7	103
<u>Race and ethnicity unknown</u>	2	3	43	48	82	130
Total men	29	224	1,907	2,160	403	2,563
Total men prior year	13	76	2,137	2,226	519	2,745

Women

Students enrolled for <u>credit</u>	Degree/certificate-seeking				Non-degree/ non-certificate-seeking	Total, Part-time undergraduate students
	First-time	Transfer-in	Continuing/ Returning	Total degree/certificate-seeking		
<u>U.S. Nonresident</u>	2	7	27	36	37	73
<u>Hispanic/Latino</u>	6	50	506	562	109	671
<u>American Indian or Alaska Native</u>		1	1	2	1	3
<u>Asian</u>		20	153	173	38	211
<u>Black or African American</u>	1	5	99	105	38	143
<u>Native Hawaiian or Other Pacific Islander</u>			1	1	2	3
<u>White</u>	7	62	846	915	335	1,250
Two or more races	2	5	93	100	28	128
<u>Race and ethnicity unknown</u>		2	27	29	45	74
Total women	18	152	1,753	1,923	633	2,556
Total women prior year	14	86	1,997	2,097	687	2,784

Grand total (2023-24)	47	376	3,660	4,083	1,036	5,119
Prior year data:						
Grand total (men+women) prior year	27	162	4,134	4,323	1,206	5,529
Total Part-time undergraduate enrollment Fall 2023 <i>NOTE: Grand total (2023-24) calculated above is expected to be greater than total Part-time undergraduate enrollment Fall 2023.</i>	36	125	2,687	2,848	505	3,353

Institution: University of Florida (134130)

User ID: 88G4439

Part A - Unduplicated Count for Undergraduate Students

12-month Unduplicated Count by Race/Ethnicity and Gender - Undergraduate Student Total

July 1, 2023 – June 30, 2024

Men

Enrolled for credit	Total full-time undergraduate students	Total part-time undergraduate students	Grand total, all undergraduate students
<u>U.S. Nonresident</u>	557	70	627
<u>Hispanic/Latino</u>	3,310	659	3,969
<u>American Indian or Alaska Native</u>	14	3	17
<u>Asian</u>	1,810	241	2,051
<u>Black or African American</u>	560	112	672
<u>Native Hawaiian or Other Pacific Islander</u>	5	4	9
<u>White</u>	7,257	1,241	8,498
Two or more races	690	103	793
<u>Race and ethnicity unknown</u>	277	130	407
Total men	14,480	2,563	17,043

Women

Enrolled for credit	Total full-time undergraduate students	Total part-time undergraduate students	Grand total, all undergraduate students
<u>U.S. Nonresident</u>	406	73	479
<u>Hispanic/Latino</u>	4,608	671	5,279
<u>American Indian or Alaska Native</u>	3	3	6
<u>Asian</u>	2,115	211	2,326
<u>Black or African American</u>	1,152	143	1,295
<u>Native Hawaiian or Other Pacific Islander</u>	5	3	8
<u>White</u>	9,180	1,250	10,430
Two or more races	919	128	1,047
<u>Race and ethnicity unknown</u>	259	74	333
Total women	18,647	2,556	21,203
Grand Total (men+women)	33,127	5,119	38,246

Institution: University of Florida (134130)

Part A - Unduplicated Count for Graduate Students

12-month Unduplicated Count by Race/Ethnicity and Gender - **Full-time** and **Part-time** Graduate Students

July 1, 2023 – June 30, 2024

Reporting Reminders:

- The 12-month unduplicated count must be equal or greater than the corresponding prior year fall enrollment.
- Report Hispanic/Latino individuals of any race as Hispanic/Latino
- Report race for non-Hispanic/Latino individuals only
- Report **all** postbaccalaureate degree and certificate students as graduate students, **including any doctor's - professional practice students (formerly first-professional)**

Men

Students <u>enrolled for credit</u>	Graduate students		
	Total <u>full-time</u>	Total <u>part-time</u>	Total <u>graduate students</u>
<u>U.S. Nonresident</u>	2,253	392	2,645
<u>Hispanic/Latino</u>	796	600	1,396
<u>American Indian or Alaska Native</u>	5	6	11
<u>Asian</u>	358	214	572
<u>Black or African American</u>	229	220	449
<u>Native Hawaiian or Other Pacific Islander</u>	3	1	4
<u>White</u>	2,217	1,894	4,111
Two or more races	156	123	279
<u>Race and ethnicity unknown</u>	135	160	295
Total men	6,152	3,610	9,762
Total men prior year			10,237

Women

Students <u>enrolled for credit</u>	Graduate students		
	Total <u>full-time</u>	Total <u>part-time</u>	Total <u>Graduate students</u>
<u>U.S. Nonresident</u>	1,505	391	1,896
<u>Hispanic/Latino</u>	1,140	1,083	2,223
<u>American Indian or Alaska Native</u>	8	12	20
<u>Asian</u>	527	369	896
<u>Black or African American</u>	492	563	1,055
<u>Native Hawaiian or Other Pacific Islander</u>	2	6	8
<u>White</u>	3,180	3,770	6,950
Two or more races	269	212	481
<u>Race and ethnicity unknown</u>	163	236	399
Total women	7,286	6,642	13,928
Total women prior year			14,461

Grand total (2023-24)	13,438	10,252	23,690
Prior year data:			
Unduplicated headcount (2022-23)			24,698
i Total graduate enrollment Fall 2023 <i>NOTE: Grand total (2023-24) calculated above is expected to be greater than Total graduate enrollment Fall 2023.</i>	12,806	7,084	19,890

Institution: University of Florida (134130)

Part A - Gender Unknown or Another Gender than Provided Categories

12-month Unduplicated Count by Gender Unknown or Another Gender than Provided Categories

Reporting Reminders:

- The purpose of this supplemental section is to determine whether institutions are able to report the number of students for whom gender is unknown and the number of students for whom gender does not align with the 'Men' and 'Women' categories. Note that these students must still be allocated into the 'Men' and 'Women' categories in all other sections of the survey component.
- Institutions should not ask students that do not select a binary gender to allocate themselves to a binary gender category; it is up to the institution to allocate unknown students and students that indicate another gender into the binary categories throughout the forms where required. One method commonly used by institutions is to allocate these students to the binary categories required in other parts of the form using the proportion of men to women reported.
- The 'gender unknown' category is to report students for whom the institution does not know a gender.

Is your institution able to report another gender for the July 1, 2023 - June 30, 2024 reporting period?

If you indicate 'No, my institution is not able to report another gender,' leave the cells in the rows for 'Another gender' blank (i.e., do not report 0). If you indicate 'No, some cells will have a value of less than 5 students,' your institution collects data on another gender, but some cells have a value of less than 5 students, do not report the data and leave the cells in the rows for 'Another gender' blank. If you indicate 'Yes,' but no students identified as another gender, please enter '0'.

Undergraduate students:

- No, my institution is not able to report another gender (do not report)
- No, some cells will have a value of less than 5 students (do not report)
- Yes

Graduate students:

- No, my institution is not able to report another gender (do not report)
- No, some cells will have a value of less than 5 students (do not report)
- Yes

Of the total students reported, how many students did you allocate to a binary gender category (Men/Women) because their gender was unknown or another gender than the provided categories?

	Number of students			
	Undergraduate students		Graduate students	
	Current Year	Prior year	Current Year	Prior year
Grand total	38,246	38,113	23,690	24,698
Gender unknown (i.e., gender information is not known or not collected).	6	0	3	0
Another gender (i.e., gender information is known but does not fall into either of the mutually exclusive binary categories provided [Men/Women]).				
Total of Gender unknown + Another gender	6	0	3	0
Total of Students for whom gender is known and falls into one of the mutually exclusive binary categories provided [Men/Women]	38,240	38,113	23,687	24,698

You may use the box below to provide additional context for the data you have reported above. Context notes will be posted on the College Navigator website. Therefore, you should write all context notes using proper grammar (e.g., complete sentences with punctuation) and common language that can be easily understood by students and parents (e.g., spell out acronyms).


Institution: University of Florida (134130)

Part A – 12-month Enrollment by Distance Education Status

12-month Unduplicated Count - Distance Education Status

July 1, 2023 – June 30, 2024

	Undergraduate Students		Graduate Students
	Degree/certificate-seeking	Non-degree/non-certificate-seeking	
Students <i>enrolled exclusively</i> in distance education courses	1,336	1,187	9,379
Students <i>enrolled in at least one but not all</i> distance education courses	21,768	151	3,600
Students <i>not enrolled in any</i> distance education courses	13,422	382	10,711
Total (Carried forward from part A)	36,526	1,720	23,690

 You may use the box below to provide additional context for the data you have reported above. Context notes will be posted on the College Navigator website. Therefore, you should write all context notes using proper grammar (e.g., complete sentences with punctuation) and common language that can be easily understood by students and parents (e.g., spell out acronyms).

Institution: University of Florida (134130)

Part B - Instructional Activity

12-month Instructional Activity

July 1, 2023 - June 30, 2024

Instructional Activity Reporting Reminder:

- Instructional activity is used to calculate an IPEDS FTE based on the institution's reported calendar system.
- Graduate credit hour activity should not include any doctor's – professional practice activity, the total of those students' FTE is entered separately instead.

FTE Reporting Reminder:

- Institutions need not report their own calculations of undergraduate or graduate FTE unless IPEDS FTE calculations would be misleading for comparison purposes among all IPEDS reporting institutions.

Instructional Activity

	2023-24 total activity	Prior year data
Undergraduate level:		
<u>Credit hour activity</u>	1,043,058	1,018,223
Graduate level:		
<u>Credit hour activity</u> (Do not include doctor's-professional practice instructional activity here; the total FTE of those students should be entered separately below)	328,948	341,762

Full-Time Equivalent (FTE) of Students


	2023-24 total activity	Prior year data
<u>Doctor's - professional practice level:</u>		
<u>Doctor's - professional practice</u> FTE student estimate	3,118	3,169

Calendar system (as reported on the prior year IC survey component):	Semester
--	----------

If the IPEDS calculated FTE estimates below are not reasonable, **AND** you have reported the correct instructional activity hours above, enter your best FTE estimate in the "Institution reported FTE" column below and save the page. This option should be used **ONLY** if the calculated estimate is not reasonable for your institution and IPEDS comparisons.

Please provide your best estimate of undergraduate and graduate FTE for the 12-month reporting period **only if the calculated FTE estimate below is not reasonable for IPEDS comparison purposes**. Please provide an explanation in the context box if the option is used due to Coronavirus Pandemic.

	Calculated FTE 2023-24	Institution reported FTE 2023-24	Prior year FTE 2022-23
Undergraduate student FTE	34,769	34,769	33,941
Graduate student FTE (excluding doctor's - professional practice student FTE)	13,706	13,706	14,240
Doctor's - professional practice student FTE		3,118	3,169
Total FTE student enrollment		51,593	51,350

 Context notes will be posted on the College Navigator website. Therefore, you should write all context notes using proper grammar (e.g., complete sentences with punctuation) and common language that can be easily understood by students and parents (e.g., spell out acronyms).

Institution: University of Florida (134130)

Part C – Unduplicated Count of Dual Enrolled Students

12-month Unduplicated Count of Dual Enrolled Students

July 1, 2023 – June 30, 2024

Reporting Reminders:

- The number of high school students enrolled in college courses for credit was reported in Part A as part of the non-degree/non-certificate-seeking unduplicated enrollment.
 - The number of high school students enrolled in college courses for credit reported in Part C will have some duplication with the non-degree/non-certificate-seeking enrollment students reported in Part A.
 - The number of high school students enrolled in college courses for credit reported in Part C should be less than the number of non-degree/non-certificate-seeking students reported in Part A unless all these students at your institution are high school students enrolled in college courses for credit.
- Report Hispanic/Latino individuals of any race as Hispanic/Latino
- Report race for non-Hispanic/Latino individuals only

In Part A, your institution reported the following number of students in the non-degree/non-certificate-seeking unduplicated headcount.	1,720
---	-------

	High school students enrolled in college courses for credit		
	Men	Women	Total
<u>U.S. Nonresident</u>	<input type="text"/>	<input type="text"/>	0
<u>Hispanic/Latino</u>	<input type="text" value="1"/>	<input type="text" value="1"/>	2
<u>American Indian or Alaska Native</u>	<input type="text"/>	<input type="text"/>	0
<u>Asian</u>	<input type="text" value="2"/>	<input type="text"/>	2
<u>Black or African American</u>	<input type="text"/>	<input type="text"/>	0
<u>Native Hawaiian or Other Pacific Islander</u>	<input type="text"/>	<input type="text"/>	0
<u>White</u>	<input type="text" value="2"/>	<input type="text" value="2"/>	4
Two or more races	<input type="text"/>	<input type="text"/>	0
<u>Race and ethnicity unknown</u>	<input type="text" value="2"/>	<input type="text"/>	2 <input checked="" type="checkbox"/>
Total	7	3	10
Total prior year	6	6	12

Institution: University of Florida (134130)

User ID: 88G4439

Prepared by

Prepared by

Reporting Reminders:

- The name of the preparer is being collected so that we can follow up with the appropriate person in the event that there are questions concerning the data.
- The Keyholder will be copied on all email correspondence to other preparers.
- The time it took to prepare this component is being collected so that we can continue to improve our estimate of the reporting burden associated with IPEDS.
- Please include in your estimate the time it took for you to review instructions, query and search data sources, complete and review the component, and submit the data through the Data Collection System.
- Thank you for your assistance.

This survey component was prepared by:

<input type="radio"/>	Keyholder	<input type="radio"/>	SFA Contact	<input type="radio"/>	HR Contact
<input type="radio"/>	Finance Contact	<input type="radio"/>	Academic Library Contact	<input checked="" type="radio"/>	Other

Name:

Email:

How many staff from your institution only were involved in the data collection and reporting process of this survey component?

Number of Staff (including yourself)

How many hours did you and others from your institution only spend on each of the steps below when responding to this survey component?
 Exclude the hours spent collecting data for state and other reporting purposes.

Staff member	Collecting Data Needed	Revising Data to Match IPEDS Requirements	Entering Data	Revising and Locking Data
Your office	<input type="text" value="12.00"/> hours	<input type="text" value="20.00"/> hours	<input type="text" value="4.00"/> hours	<input type="text" value="3.00"/> hours
Other offices	<input type="text" value="6.00"/> hours	<input type="text" value="6.00"/> hours	<input type="text"/> hours	<input type="text"/> hours

Institution: University of Florida (134130)

User ID: 88G4439

Summary

12-Month Enrollment Component Summary

The purpose of this summary is to provide you an opportunity to view some of the data that, when accepted through the IPEDS quality control process, will appear on the [College Navigator](#) website and/or your institution's Data Feedback Report (DFR). In addition, all data reported in IPEDS survey components become publicly available through the [IPEDS Use the Data](#) and appear as aggregated statistics in various Department of Education reports. [College Navigator](#) is updated approximately three months after the data collection period closes and DFRs will be available through the [IPEDS Use the Data](#) and sent to your institution's CEO at the end of 2025.

Please review your data for accuracy. If you have questions about the data displayed below or after reviewing the data reported on the survey screens, please contact the IPEDS Help Desk at: 1-877-225-2568 or ipedshelp@rti.org.

12-Month Unduplicated Headcount and Full-Time Equivalent Students	
Total 12-month unduplicated headcount enrollment	61,936
Undergraduate student unduplicated headcount enrollment	38,246
Graduate student unduplicated headcount enrollment	23,690
Total 12-month full-time equivalent (FTE) student enrollment	
Undergraduate student FTE enrollment	34,769
Graduate student FTE enrollment	13,706
Doctor's-professional practice FTE enrollment	3,118

Total 12-month Undergraduate Student Characteristics	
Percent of undergraduate students who are female	55 %
Percent of undergraduate students who are full-time	87 %
Percent of undergraduate students who are enrolled exclusively in distance education courses	7 %
Percent of undergraduate students by U.S. resident status and race/ethnicity: Note: Race/ethnicity is not collected for U.S. Nonresidents.	
U.S. Resident	97 %
American Indian or Alaska Native	0 %
Asian	11 %
Black or African American	5 %
Hispanic/Latino	24 %
Native Hawaiian or Pacific Islander	0 %
White	49 %
Two or More Races	5 %
Race and ethnicity unknown	2 %
U. S. Nonresident	3 %

Total 12-month Graduate Student Characteristics	
Percent of graduate students who are female	59 %
Percent of graduate students who are full-time	57 %
Percent of graduate students who are enrolled exclusively in distance education courses	40 %
Percent of graduate students by U.S. resident status and race/ethnicity: Note: Race/ethnicity is not collected for U.S. Nonresidents.	
U.S. Resident	81 %
American Indian or Alaska Native	0 %
Asian	6 %
Black or African American	6 %
Hispanic/Latino	15 %
Native Hawaiian or Pacific Islander	0 %

	White	47 %
	Two or More Races	3 %
	Race and ethnicity unknown	3 %
U.S. Nonresident		19 %

Edit Report

12-month Enrollment

Source	Description	Severity	Resolved	Options
Screen: Dual Enrolled Students				
Screen Entry	The percentage of dual enrolled students (men + women) whose race and ethnicity are unknown is greater than expected. Please correct your data or explain. (Error #9382)	Explanation	Yes	
Reason	The total Dual enrolled Students with Race and ethnicity unknown has been reviewed and is correct. We have 2 Men dual enrolled students with Race and ethnicity unknown.			